

INSTRUCTIONS

Students find 2 rhyming pictures and place them on the rhyming mat. Then, they record the rhyming pair on the sheet.

There are 2 different sheet options included. The pictures come with and without words.



lip pin hid tag ham van can fan hat mat

rat rhymes with cat

Name: _____

My Rhyming Pairs

Write the rhyming pairs that you made.

lip	rip	wig	pig		



rhymes with

© My Teaching Pal


rhymes with

© My Teaching Pal

Name: _____

My Rhyming Pairs


Write the rhyming pairs that you made.




Name: _____


My Rhyming Pairs

Draw and label the rhyming pairs that you made.







jam




ham



cat




rat




bat




hat




mat




bag



tag




can



fan




van



man




pan




bed



red




pen



men



ten



hen




net



vet



jet



dog



log




cob



rob



cop



hop




mop



pop



fox



box




hit



kit




sit




hid




kid




lid




pig




wig




dip



lip



rip



zip



bin



pin




tin




cut




hut




nut



sub




tub



bug



mug



rug













jug







run



sun





10

